



Ron Smith & Associates, Inc.

Testing Division

www.RonSmithandAssociates.com | testing@ronsmithandassociates.com

Summary Report

Footwear Comparison Proficiency Test #21301
Issued: July 21, 2021

On February 22, 2021, Ron Smith and Associates, Inc. (RS&A) shipped the Footwear Comparison Proficiency Test #21301. Participants were required to submit their responses no later than June 17, 2021 in order for them to be included in this summary report.

A total of 33 tests were ordered and shipped, with 25 participants returning their responses. **This summary report is based on 150 individual responses (25 participants returning 6 responses each).** The test was provided in both digital and hard copy format and included six questioned impressions and two sets of known footwear standards.

The results presented in this report reflect whether or not the participants' submitted results agree or disagree with the assigned values garnered from pre-distribution testing and outlined in *The Manufacturer's Report* (Appendix 1). The primary purpose of a Summary Report is to provide an overall documentation of all the submitted responses. It is RS&A's intention to go a step further by providing more meaningful statistical results through analyzing the submitted responses in relation to the demographics obtained from each of the examiners participating in this proficiency test. All results and statistics for this test will be outlined through graphs and charts found in the remainder of this report.

Prior to distribution of this test, all the expected responses were determined, by internal and external consensus, to be either "Identification" or "Exclusion"; however, we are aware that some agencies allow for a conclusion of "Inconclusive" in their casework. In designing this Proficiency Test, there was no intention to force a participant to render a conclusion which goes beyond their considered opinion. To satisfy this option, participants were allowed to enter "Inconclusive" as a response. Due to the fact that a participant's "Inconclusive" response does not meet the assigned values, it will appear as an inconsistent response in this summary report and be incorporated as such in the statistical analysis. It will be up to each agency to decide if the participant's "Inconclusive" response qualifies as being acceptable under their policies and procedures.

RS&A strives to maintain the confidentiality of all its clients and participants. All results are obtained and published using randomly generated test codes. RS&A will not release the identity of any participant without the written consent of the participant and/or the agency involved.

For any questions or further information, please contact our Proficiency Testing Coordinator by emailing testing@ronsmithandassociates.com or by calling toll free at 1-866-832-6772.

Appendix 1

Test Manufacturer's Information **Footwear Comparison Proficiency Test #21301**

This proficiency test consisted of six questioned impressions, two pair of known shoes, and the known standards and overlays of those shoes. The participant was expected to compare the known shoes and standards to the questioned impressions for a determination of identification or exclusion. The assigned values are as follows:

Questioned (Q-#)	Conclusion	Known Shoe (K-#)
Q-1	Identification	K-3, Left Shoe
Q-2	Exclusion	
Q-3	Identification	K-4, Right Shoe
Q-4	Identification	K-4, Right Shoe
Q-5	Identification	K-3, Left Shoe
Q-6	Identification	K-2, Right Shoe

The assigned values below were determined through the ground truth information and verified through unanimous agreement during pre-distribution testing.

Known Shoe Information: Athletic Works, US size 10.5 (K-1 through K-4)
Athletic Works, US size 10.5 (Exclusion)

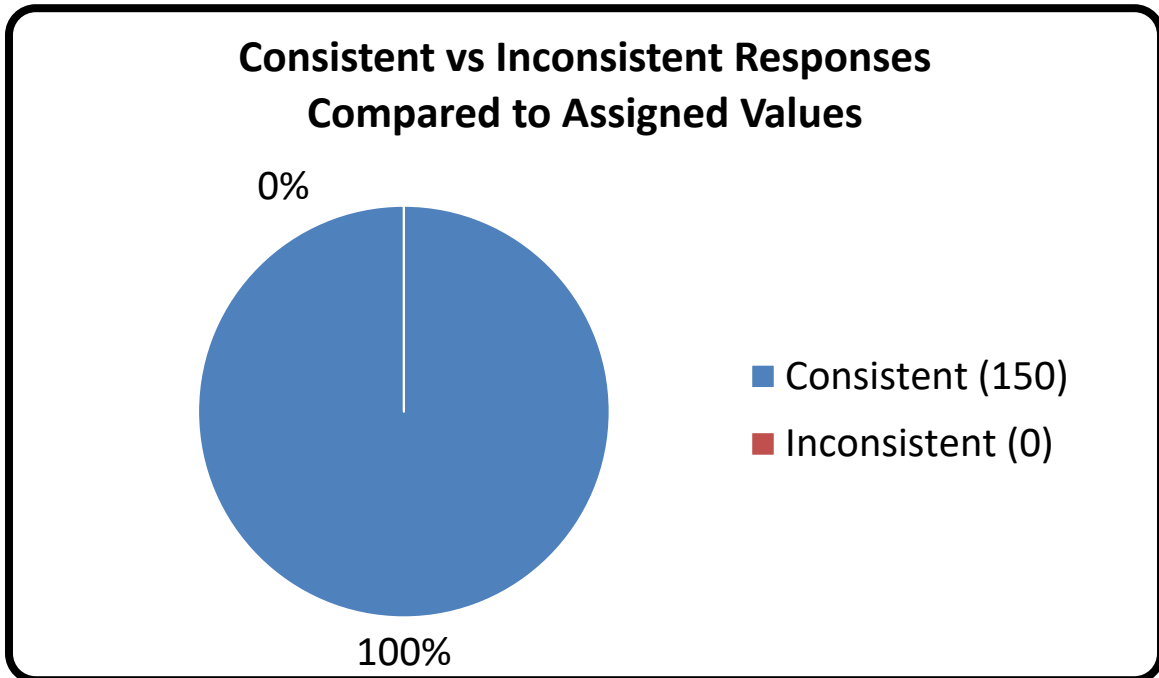
Individual reports will be provided to participants by mid-July, 2021. The final summary report for this test will be posted on the Ron Smith and Associates website by late July, 2021 using the following link:
<http://www.ronsmithandassociates.com/proficiency/footwear.html>

It is recommended to postpone evaluating an individual's performance until after you have received the statistical averages contained in the summary report.

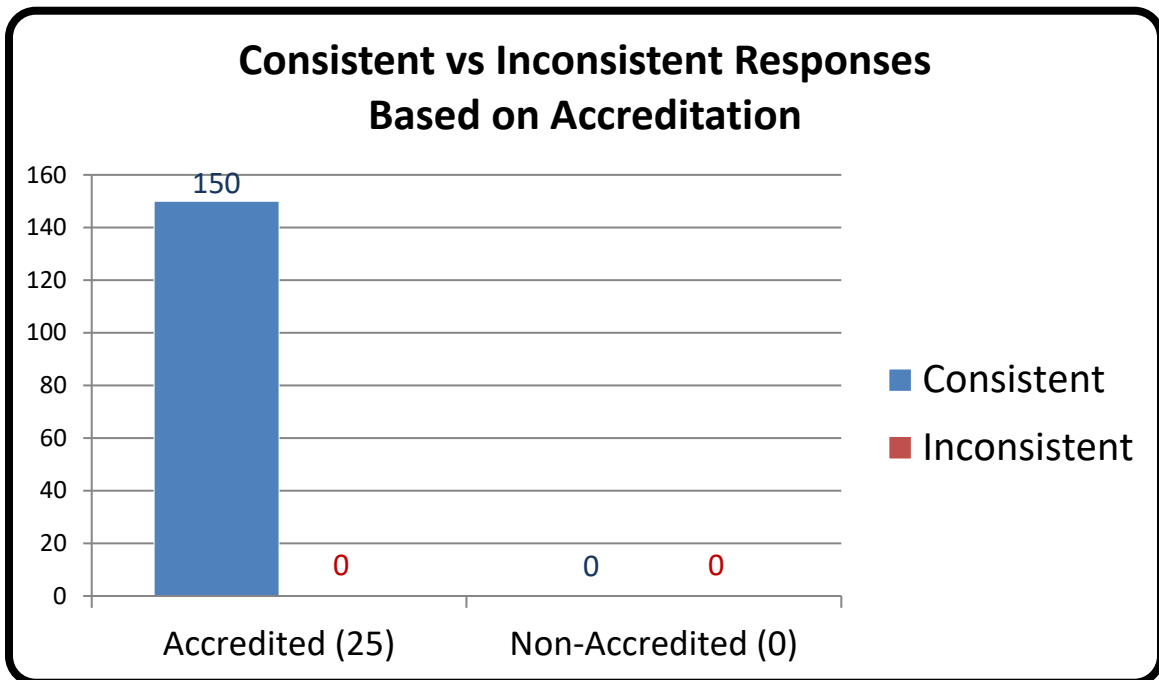
For any questions or further information, contact our Proficiency Testing Coordinator by emailing testing@ronsmithandassociates.com or by calling toll free at 1-866-832-6772.

Authorized by: Ron Smith, President
Date of Issue: July 5, 2021

Appendix 2



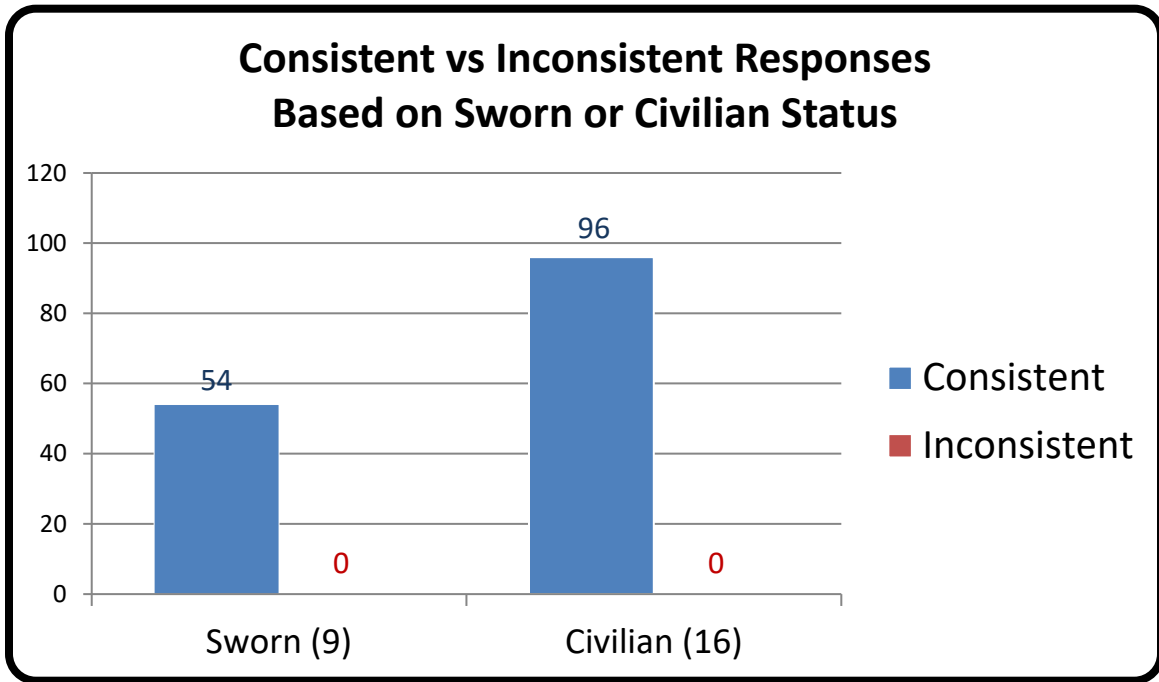
Appendix 3



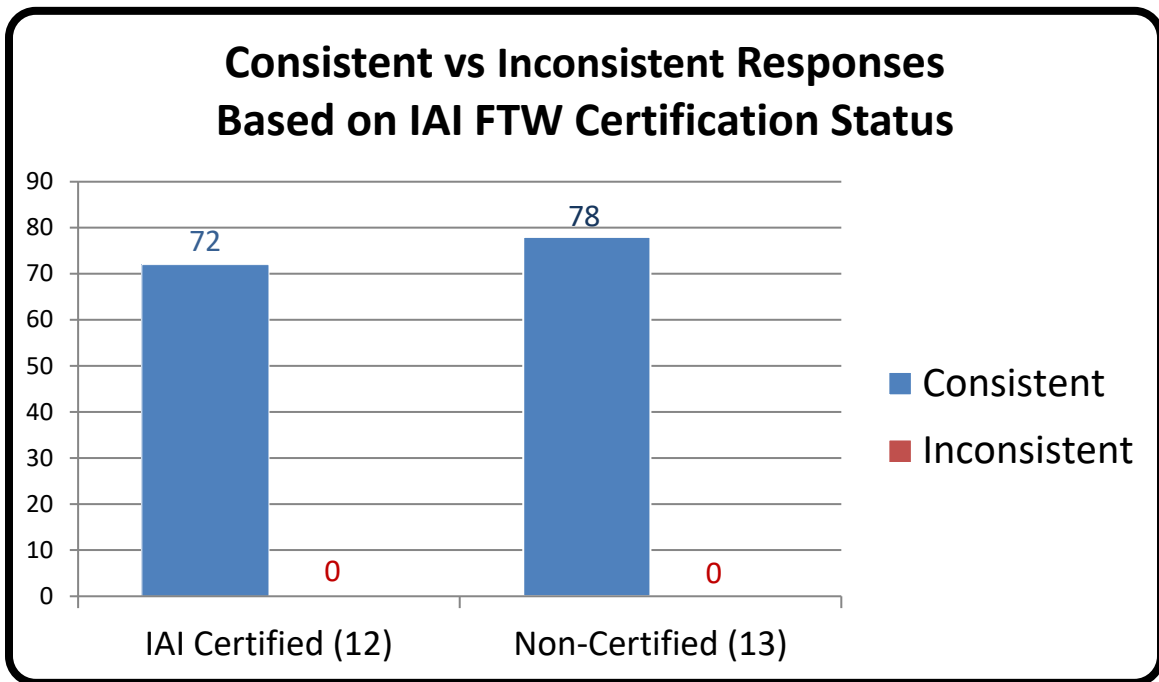
*Numerical values shown are based on **25 participant submissions, each with 6 responses, equaling 150 total responses.**

*For further information, please read *Manufacturer's Additional Observations* on the final page of this report.

Appendix 4



Appendix 5

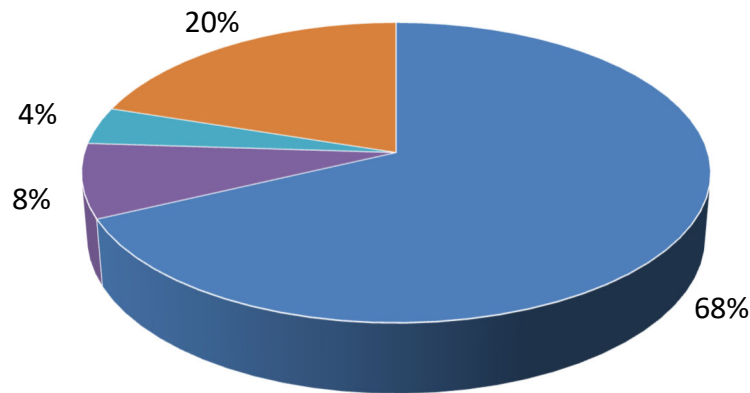


*Numerical values shown are based on 25 participant submissions, each with 6 responses, equaling 150 total responses.

*For further information, please read *Manufacturer's Additional Observations* on the final page of this report.

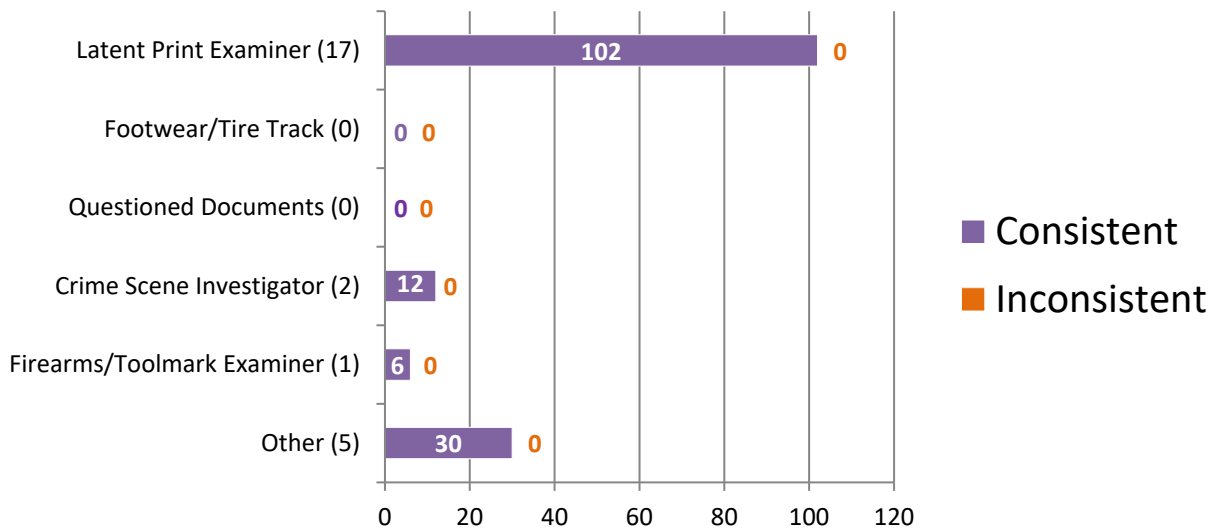
Appendix 6

Percentage of Participants Based on Primary Job Position



- Latent Print Examiner (17)
- Footwear/Tire Track Examiner (0)
- Questioned Document Examiner (0)
- Crime Scene Examiner (2)
- Firearms/Toolmark Examiner (1)
- Other (5)

Consistent vs Inconsistent Responses Based on Primary Job Position

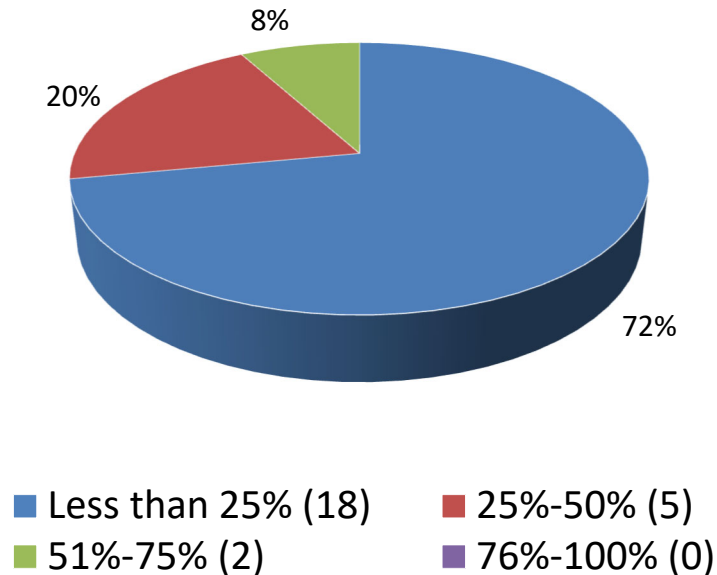


*Numerical values shown are based on **25 participant submissions, each with 6 responses, equaling 150 total responses.**

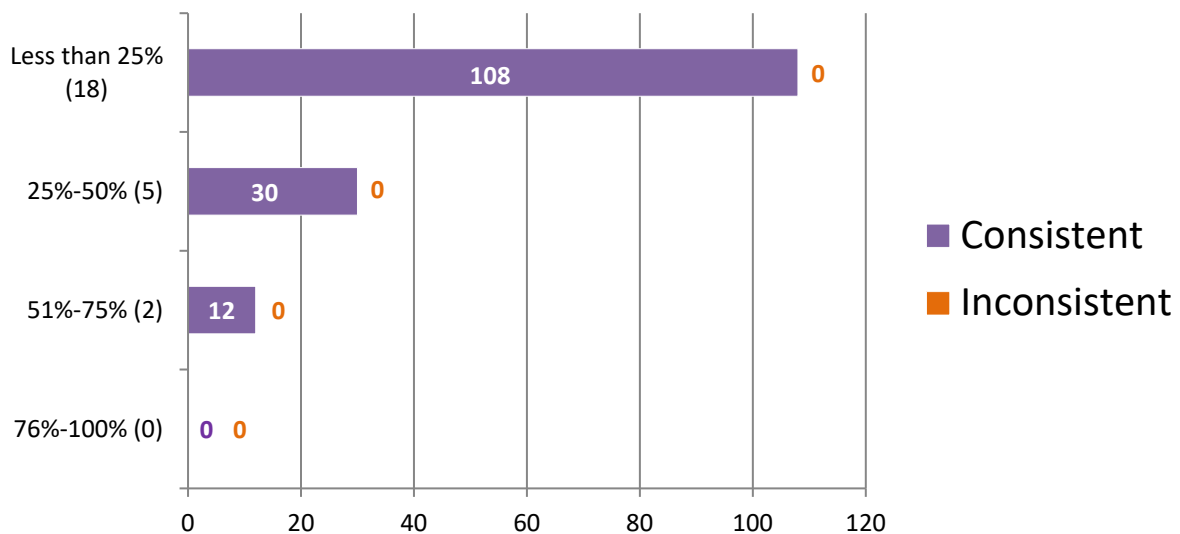
*For further information, please read **Manufacturer's Additional Observations** on the final page of this report.

Appendix 7

Percentage of Participants Based on Time Devoted to Footwear Casework



Consistent vs Inconsistent Responses Based on Time Devoted to Footwear Casework

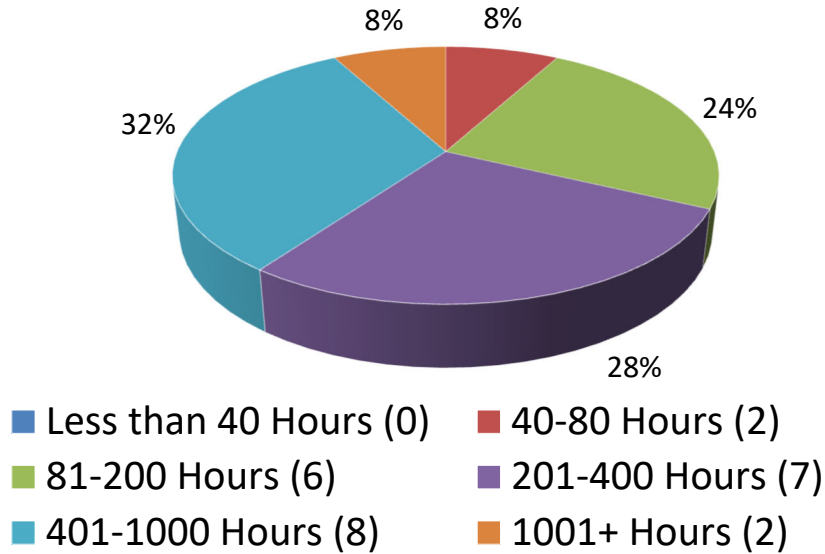


*Numerical values shown are based on **25 participant submissions, each with 6 responses, equaling 150 total responses.**

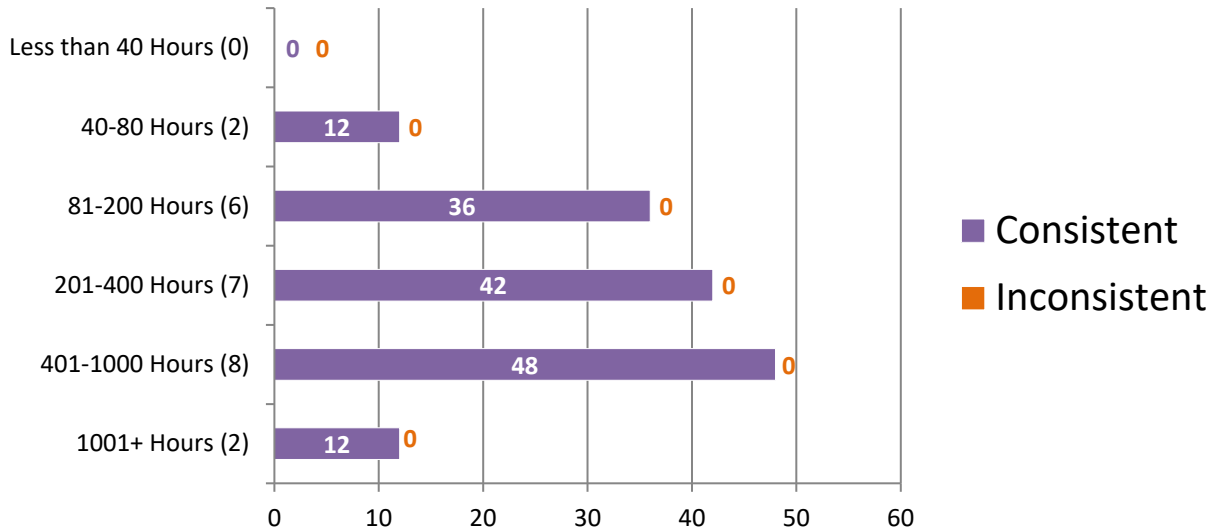
*For further information, please read *Manufacturer's Additional Observations* on the final page of this report.

Appendix 8

Percentage of Participants Based on Hours of Footwear Training Completed



Consistent vs Inconsistent Responses Based on Hours of Footwear Training Completed

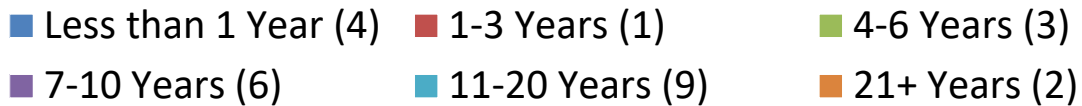
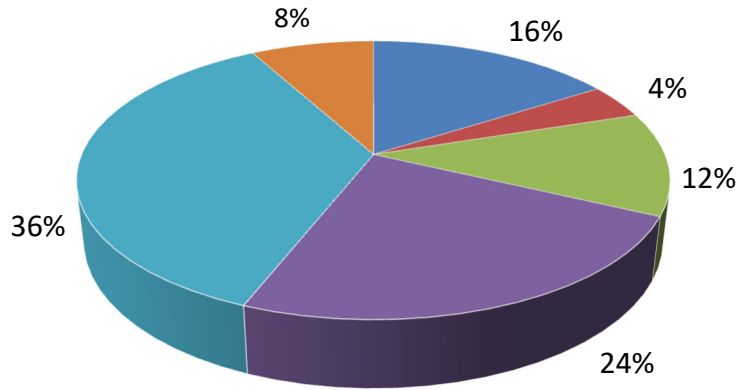


*Numerical values shown are based on **25 participant submissions, each with 6 responses, equaling 150 total responses.**

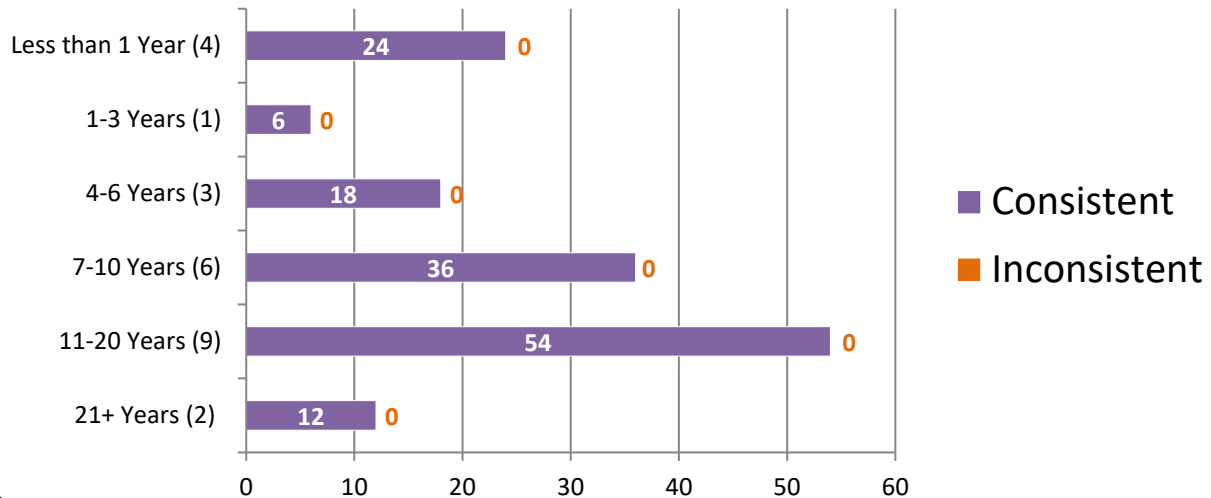
*For further information, please read *Manufacturer's Additional Observations* on the final page of this report.

Appendix 9

Percentage of Participants Based on Years of Experience in Footwear Examinations



Consistent vs Inconsistent Responses Based on Years of Experience in Footwear Examinations

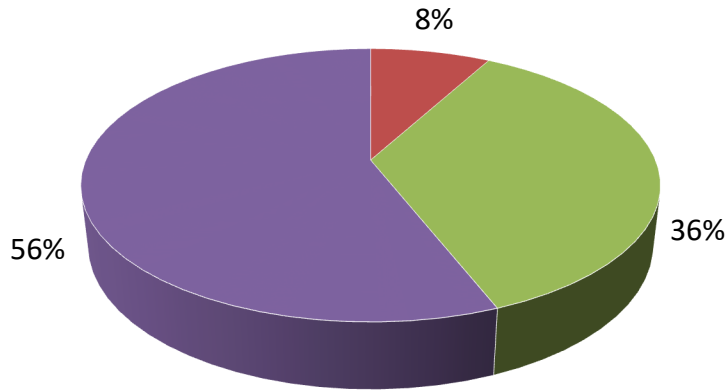


*Numerical values shown are based on 25 participant submissions, each with 6 responses, equaling 150 total responses.

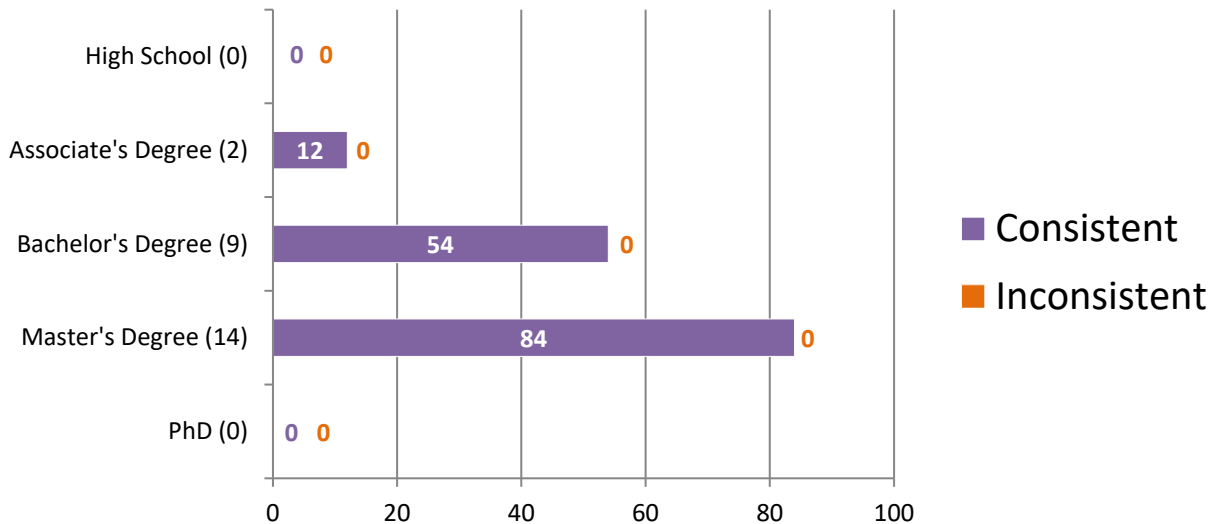
*For further information, please read *Manufacturer's Additional Observations* on the final page of this report.

Appendix 10

Percentage of Participants Based on Highest Level of Education Completed



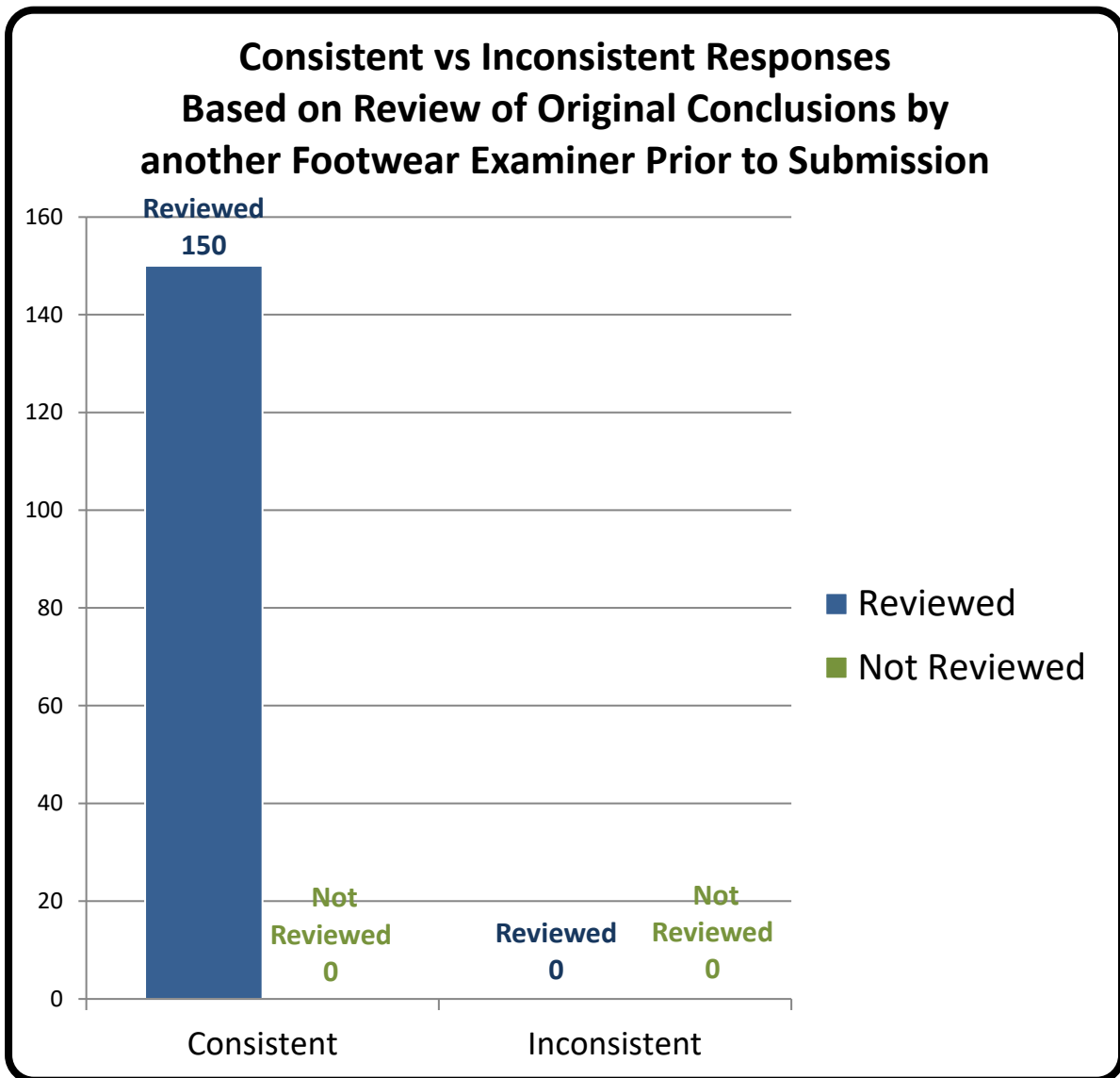
Consistent vs Inconsistent Responses Based on Highest Level of Education Completed



*Numerical values shown are based on **25 participant submissions, each with 6 responses, equaling 150 total responses.**

*For further information, please read *Manufacturer's Additional Observations* on the final page of this report.

Appendix 11



*Numerical values shown are based on **25 participant submissions, each with 6 responses, equaling 150 total responses.**

*For further information, please read *Manufacturer's Additional Observations* on the final page of this report.

Appendix 12

Participant Responses Listed by Test Code

Questioned Impression #	Q-1	Q-2	Q-3	Q-4	Q-5	Q-6	
Assigned Values	ID K-3	EXC	ID K-4	ID K-4	ID K-3	ID K-2	
Test Code	5150S21301	ID K-3	EXC	ID K-4	ID K-4	ID K-3	ID K-2
	6440R21301	ID K-3	EXC	ID K-4	ID K-4	ID K-3	ID K-2
	5475J21301	ID K-3	EXC	ID K-4	ID K-4	ID K-3	ID K-2
	2478U21301	ID K-3	EXC	ID K-4	ID K-4	ID K-3	ID K-2
	4144N21301	ID K-3	EXC	ID K-4	ID K-4	ID K-3	ID K-2
	606O21301	ID K-3	EXC	ID K-4	ID K-4	ID K-3	ID K-2
	6525L21301	ID K-3	EXC	ID K-4	ID K-4	ID K-3	ID K-2
	2082V21301	ID K-3	EXC	ID K-4	ID K-4	ID K-3	ID K-2
	9938X21301	ID K-3	EXC	ID K-4	ID K-4	ID K-3	ID K-2
	8075P21301	ID K-3	EXC	ID K-4	ID K-4	ID K-3	ID K-2
	3811L21301	ID K-3	EXC	ID K-4	ID K-4	ID K-3	ID K-2
	1378G21301	ID K-3	EXC	ID K-4	ID K-4	ID K-3	ID K-2
	7744U21301	ID K-3	EXC	ID K-4	ID K-4	HDOA K-3	ID K-2
	4595Z21301	ID K-3	EXC	ID K-4	ID K-4	ID K-3	ID K-2
	7654L21301	ID K-3	EXC	ID K-4	ID K-4	ID K-3	ID K-2

Test Code	8638J21301	ID K-3	EXC	ID K-4	ID K-4	ID K-3	ID K-2
	7795Y21301	ID K-3	EXC	ID K-4	ID K-4	ID K-3	ID K-2
	2529W21301	ID K-3	EXC	ID K-4	ID K-4	ID K-3	ID K-2
	8170A21301	ID K-3	EXC	ID K-4	ID K-4	ID K-3	ID K-2
	1520O21301	ID K-3	EXC	ID K-4	ID K-4	ID K-3	ID K-2
	9723P21301	ID K-3	EXC	ID K-4	ID K-4	ID K-3	ID K-2
	3865W21301	ID K-3	EXC	ID K-4	ID K-4	ID K-3	ID K-2
	5898O21301	ID K-3	EXC	ID K-4	ID K-4	ID K-3	ID K-2
	198S21301	ID K-3	EXC	ID K-4	ID K-4	ID K-3	ID K-2
	4991U21301	ID K-3	EXC	ID K-4	ID K-4	ID K-3	ID K-2

Totals

Questioned Impression #	Q-1	Q-2	Q-3	Q-4	Q-5	Q-6
Assigned Values	ID K-3	EXC	ID K-4	ID K-4	ID K-3	ID K-2
Consistent Responses	25	25	25	25	25	25
Inconsistent Responses	0	0	0	0	0	0
Percentage of Consistent Responses	100%	100%	100%	100%	100%	100%

Participant's Additional Comments

Test Code	Comments
N/A	There were no additional comments

Manufacturer's Additional Observations

Based upon a review of the submitted responses, the following observations were noted:

1. Regardless of experience, education, training, certification, accreditation or employment status, no erroneous identifications or associations were submitted.

Authorized by: Ron Smith, President
Date of Issue: July 21, 2021