



Ron Smith & Associates, Inc.

Testing Division

www.RonSmithandAssociates.com | testing@ronsmithandassociates.com

Summary Report

Footwear Comparison Proficiency Test #20302
Issued: December 31, 2020

On August 24, 2020, Ron Smith and Associates, Inc. (RS&A) shipped the Footwear Comparison Proficiency Test #20302. Participants were required to submit their responses no later than November 16, 2020 in order for them to be included in this summary report.

A total of 6 tests were ordered and shipped, with 4 participants returning their responses. **This summary report is based on 24 individual responses (4 participants returning 6 responses each).** The test was provided in both digital and hard copy format and included six questioned impressions and two set of known footwear standards.

The results presented in this report reflect whether or not the participants' submitted results agree or disagree with the assigned values garnered from pre-distribution testing and outlined in *The Manufacturer's Report* (Appendix 1). The primary purpose of a Summary Report is to provide an overall documentation of all the submitted responses. It is RS&A's intention to go a step further by providing more meaningful statistical results through analyzing the submitted responses in relation to the demographics obtained from each of the examiners participating in this proficiency test. All results and statistics for this test will be outlined through graphs and charts found in the remainder of this report.

Prior to distribution of this test, all the expected responses were determined, by internal and external consensus, to be either "Identification" or "Exclusion"; however, we are aware that some agencies allow for a conclusion of "Inconclusive" in their casework. In designing this Proficiency Test, there was no intention to force a participant to render a conclusion which goes beyond their considered opinion. To satisfy this option, participants were allowed to enter "Inconclusive" as a response. Due to the fact that a participant's "Inconclusive" response does not meet the assigned values, it will appear as an inconsistent response in this summary report and be incorporated as such in the statistical analysis. It will be up to each agency to decide if the participant's "Inconclusive" response qualifies as being acceptable under their policies and procedures.

RS&A strives to maintain the confidentiality of all its clients and participants. All results are obtained and published using randomly generated test codes. RS&A will not release the identity of any participant without the written consent of the participant and/or the agency involved.

For any questions or further information, please contact our Proficiency Testing Coordinator by emailing testing@ronsmithandassociates.com or by calling toll free at 1-866-832-6772.

Appendix 1

Test Manufacturer's Information

Footwear Comparison Proficiency Test #20302

This proficiency test consisted of six questioned impressions, two pair of known shoes, and the known standards and overlays of those shoes. The participant was expected to compare the known shoes and standards to the questioned impressions for a determination of identification or exclusion. The assigned values are as follows:

Questioned (Q-#)	Conclusion	Known Shoe (K-#)
Q-1	Identification	K-1, Left Shoe
Q-2	Identification	K-2, Right Shoe
Q-3	Exclusion	
Q-4	Identification	K-2, Right Shoe
Q-5	Identification	K-2, Right Shoe
Q-6	Identification	K-1, Left Shoe

The assigned values below were determined through the ground truth information and verified through unanimous agreement during pre-distribution testing.

Known Shoe Information: Nike Air Force 1, US size 8.5 (K-1 and K-2)
Fallen, US size 11 (Exclusion)

Individual reports will be provided to participants by mid-December, 2020. The final summary report for this test will be posted on the Ron Smith and Associates website by late December, 2020 using the following link: <http://www.ronsmithandassociates.com/proficiency/footwear.html>

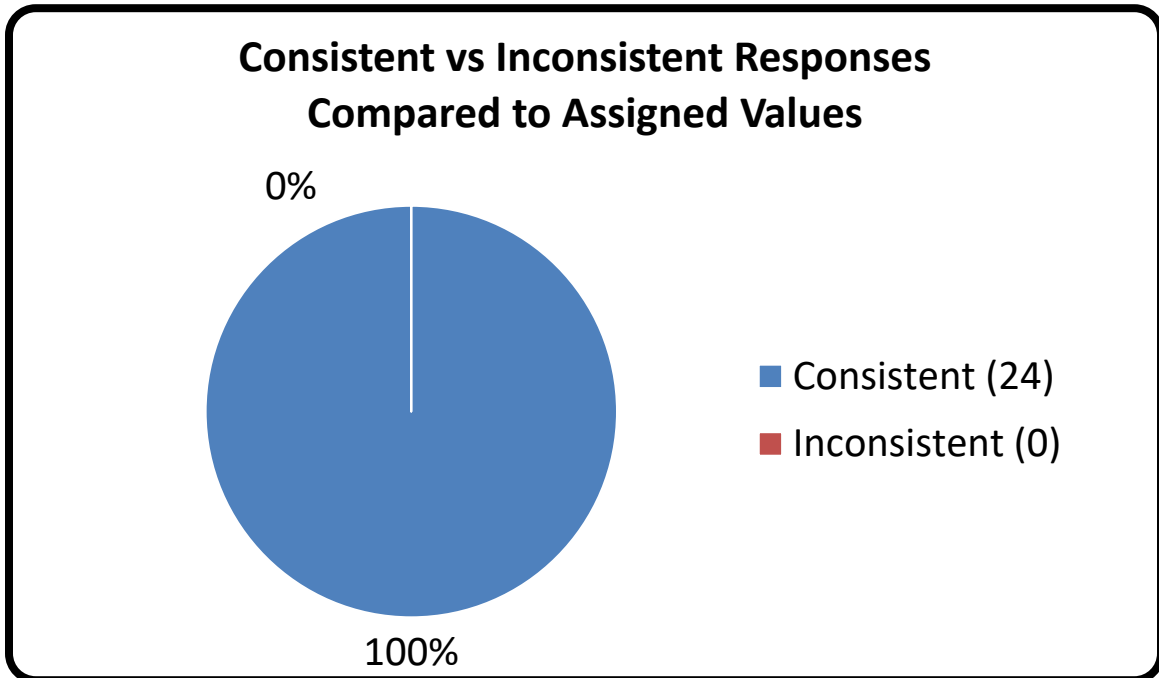
It is recommended to postpone evaluating an individual's performance until after you have received the statistical averages contained in the summary report.

For any questions or further information, contact our Proficiency Testing Coordinator by emailing testing@ronsmithandassociates.com or by calling toll free at 1-866-832-6772.

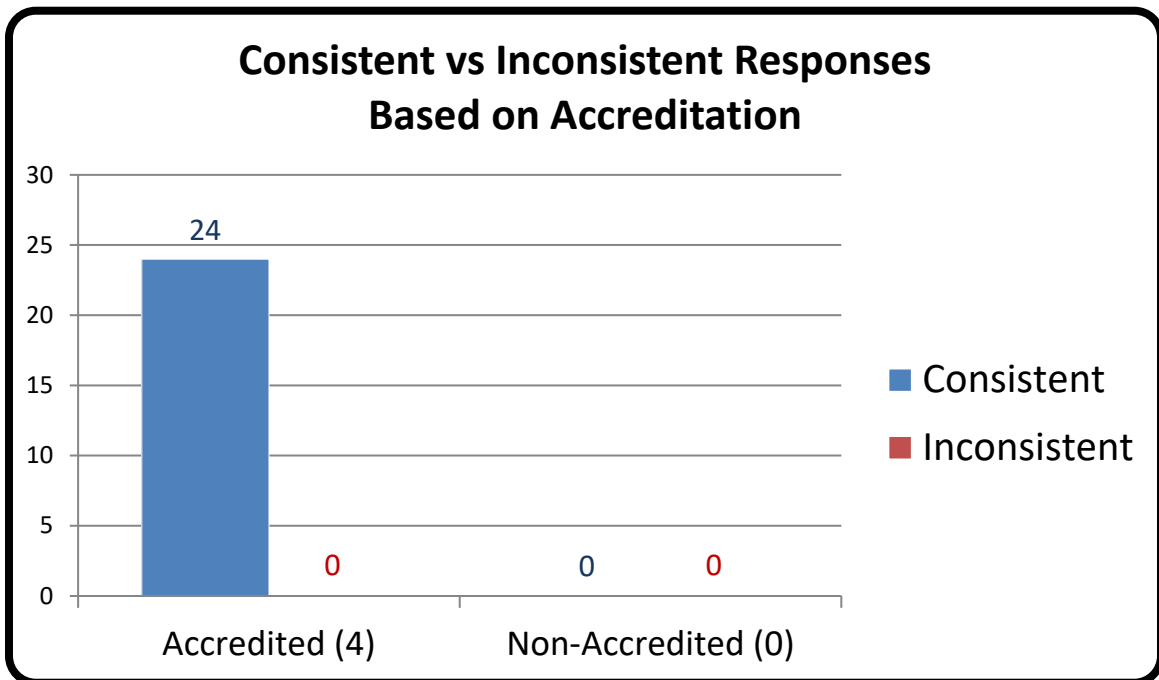
Authorized by: Ron Smith, President

Date of Issue: November 25, 2020

Appendix 2



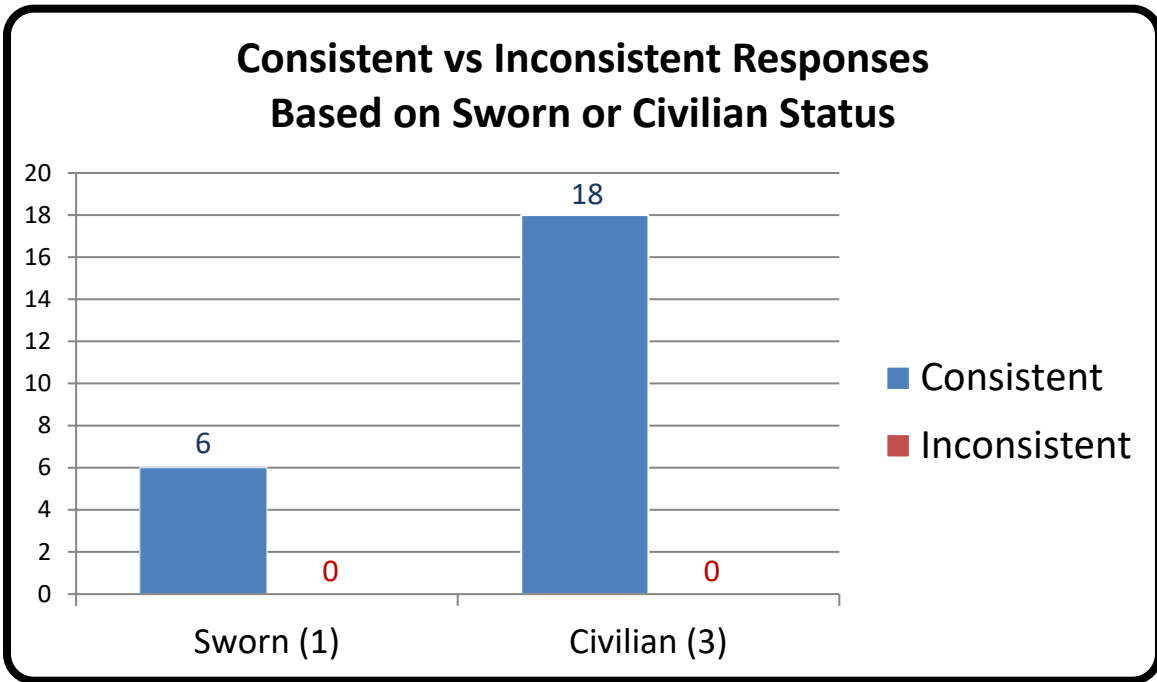
Appendix 3



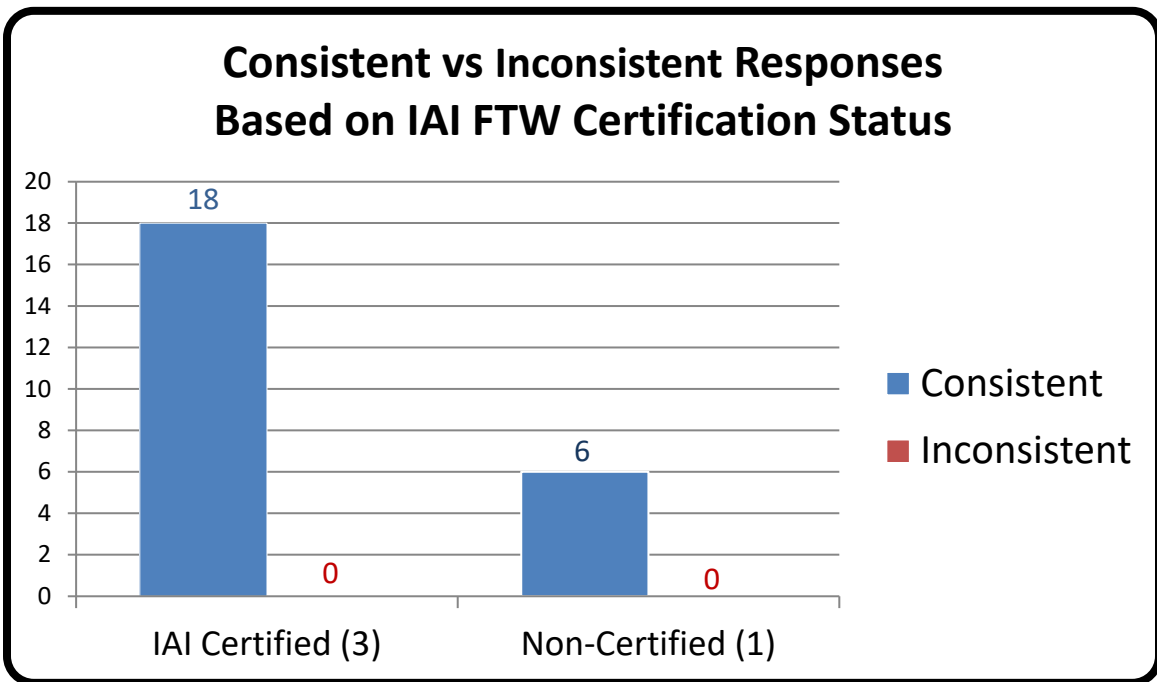
*Numerical values shown are based on **4 participant submissions, each with 6 responses, equaling 24 total responses.**

*For further information, please read **Manufacturer's Additional Observations** on the final page of this report.

Appendix 4



Appendix 5

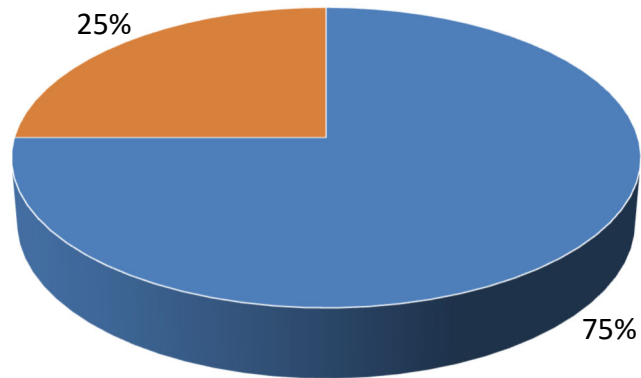


*Numerical values shown are based on 4 participant submissions, each with 6 responses, equaling 24 total responses.

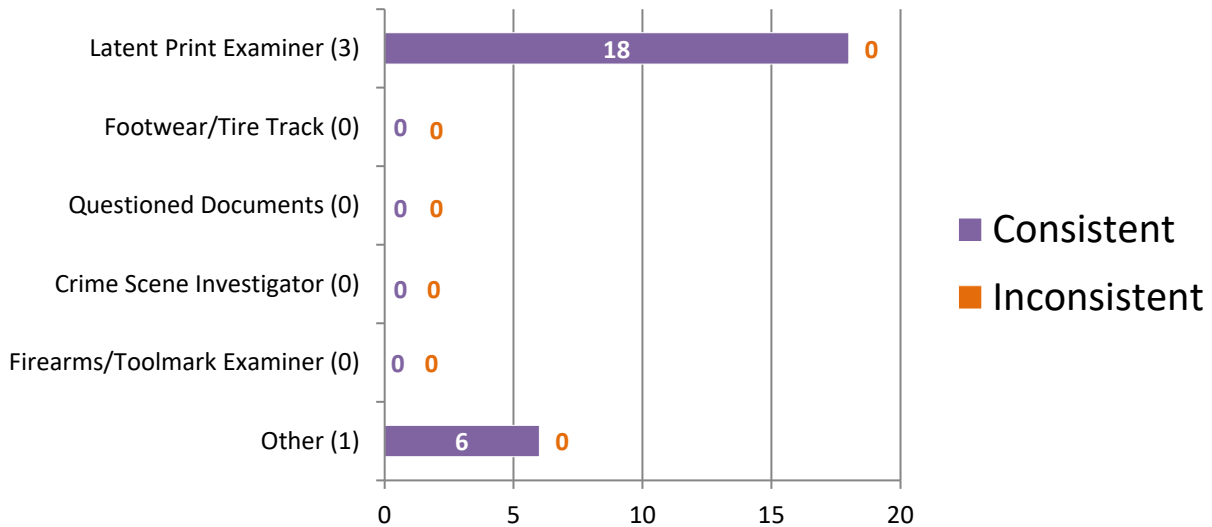
*For further information, please read *Manufacturer's Additional Observations* on the final page of this report.

Appendix 6

Percentage of Participants Based on Primary Job Position



Consistent vs Inconsistent Responses Based on Primary Job Position

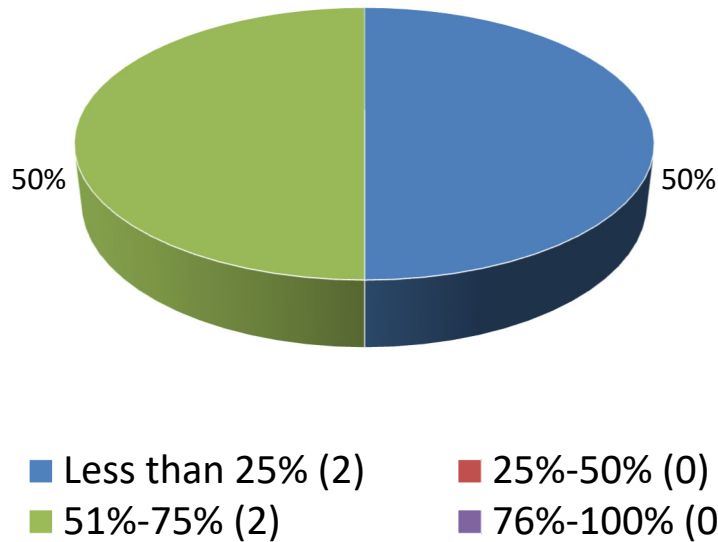


*Numerical values shown are based on 4 participant submissions, each with 6 responses, equaling 24 total responses.

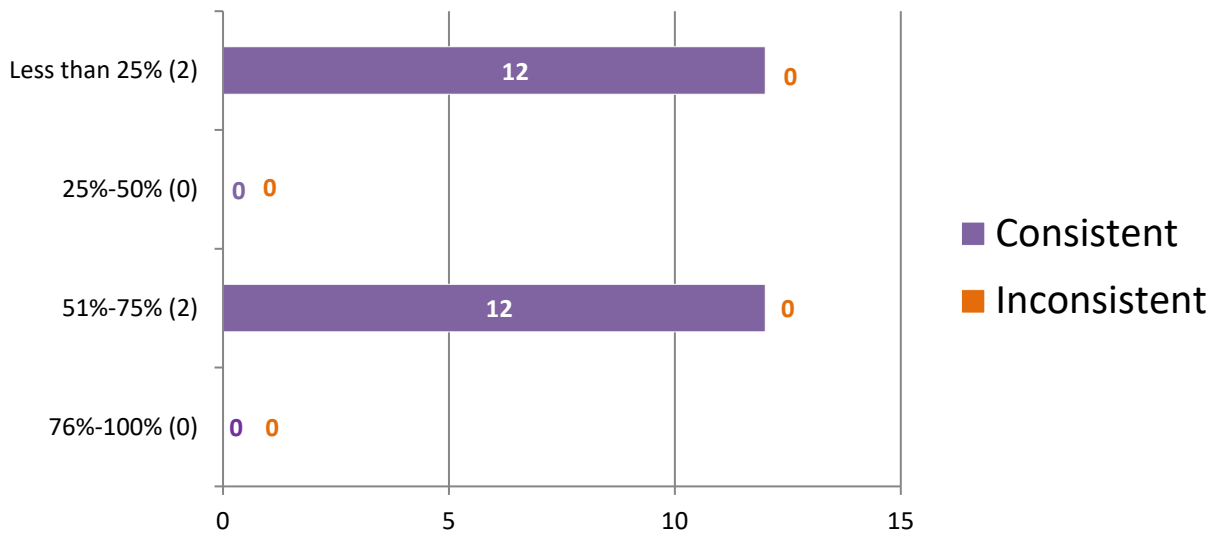
*For further information, please read *Manufacturer's Additional Observations* on the final page of this report.

Appendix 7

Percentage of Participants Based on Time Devoted to Footwear Casework



Consistent vs Inconsistent Responses Based on Time Devoted to Footwear Casework

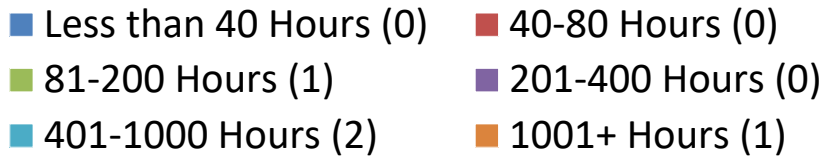
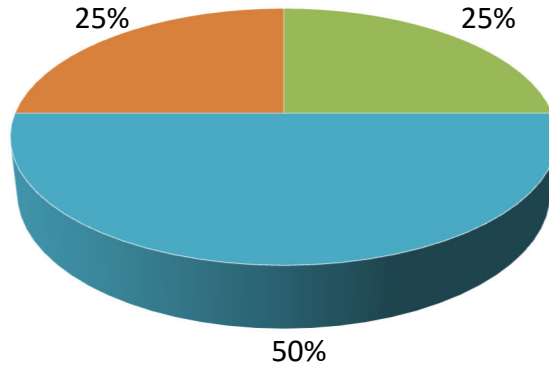


*Numerical values shown are based on 4 participant submissions, each with 6 responses, equaling 24 total responses.

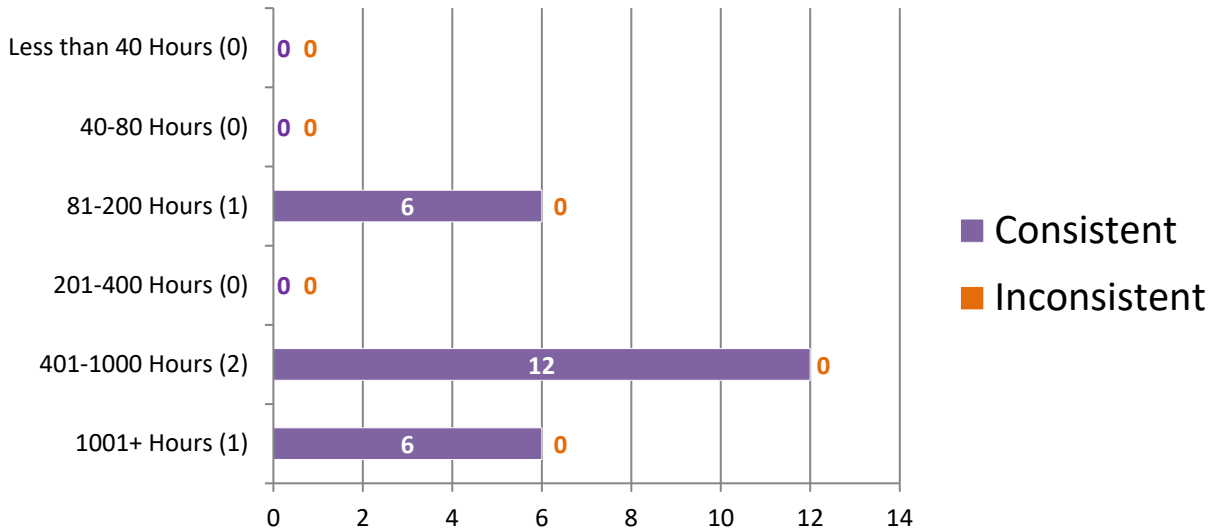
*For further information, please read *Manufacturer's Additional Observations* on the final page of this report.

Appendix 8

Percentage of Participants Based on Hours of Footwear Training Completed



Consistent vs Inconsistent Responses Based on Hours of Footwear Training Completed

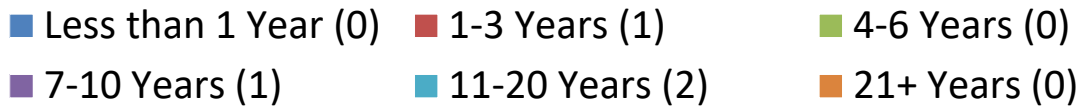
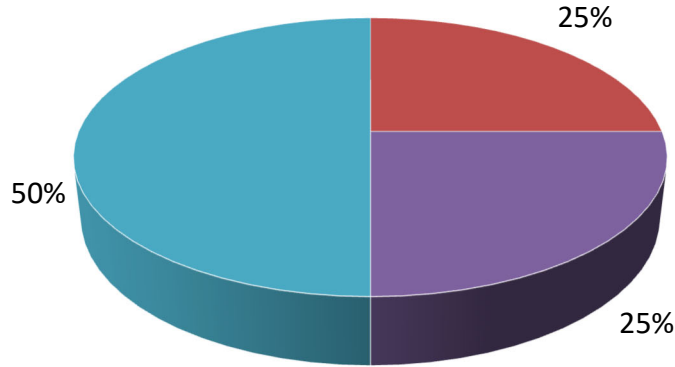


*Numerical values shown are based on **4 participant submissions, each with 6 responses, equaling 24 total responses.**

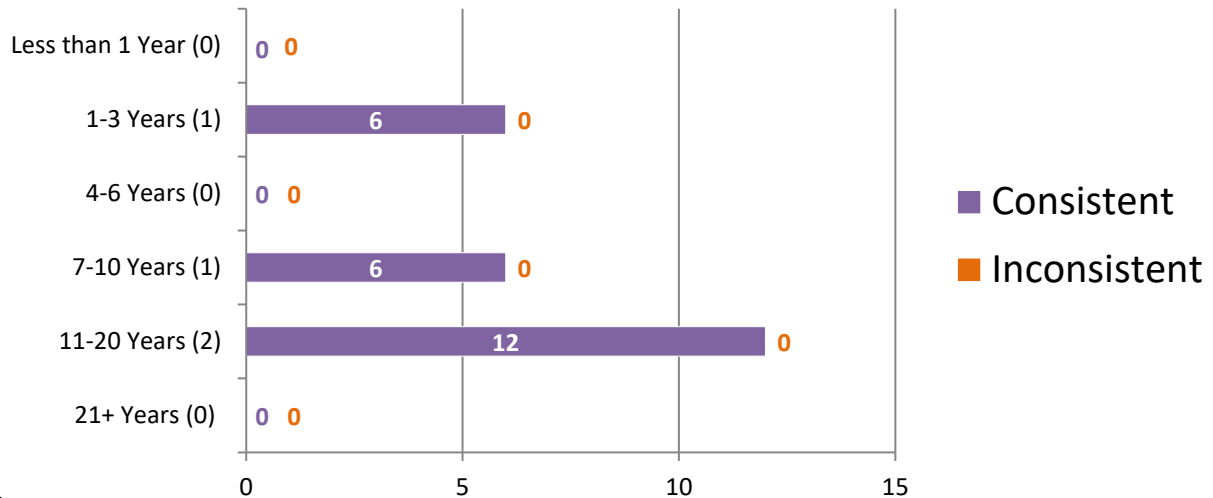
*For further information, please read **Manufacturer's Additional Observations** on the final page of this report.

Appendix 9

Percentage of Participants Based on Years of Experience in Footwear Examinations



Consistent vs Inconsistent Responses Based on Years of Experience in Footwear Examinations

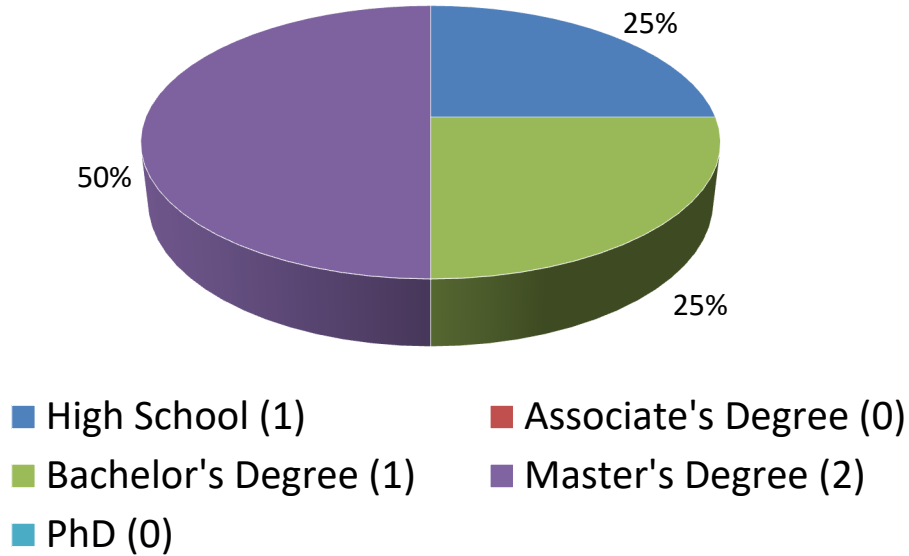


*Numerical values shown are based on **4 participant submissions, each with 6 responses, equaling 24 total responses.**

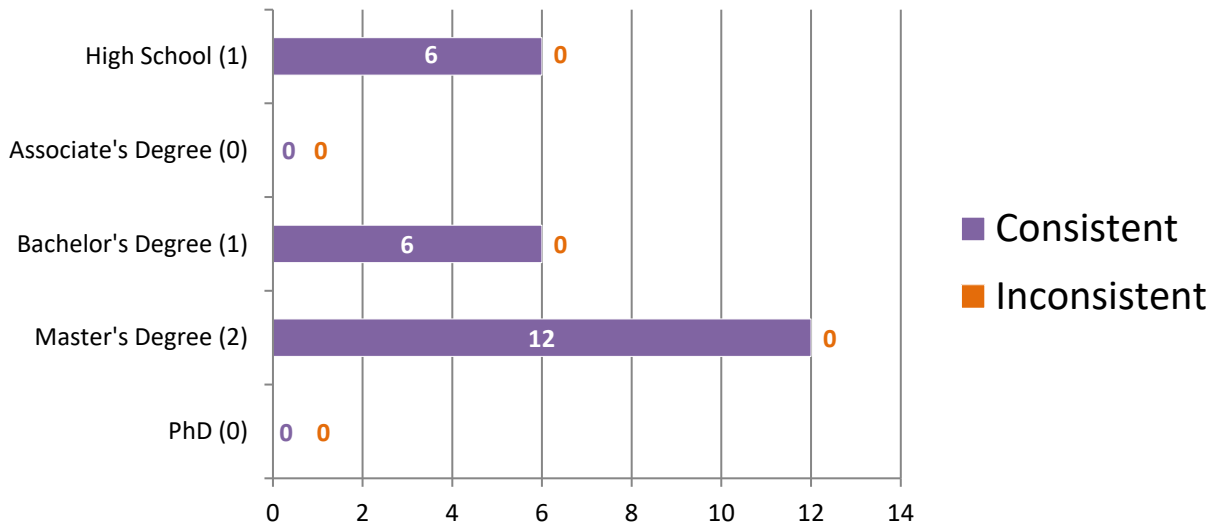
*For further information, please read *Manufacturer's Additional Observations* on the final page of this report.

Appendix 10

Percentage of Participants Based on Highest Level of Education Completed



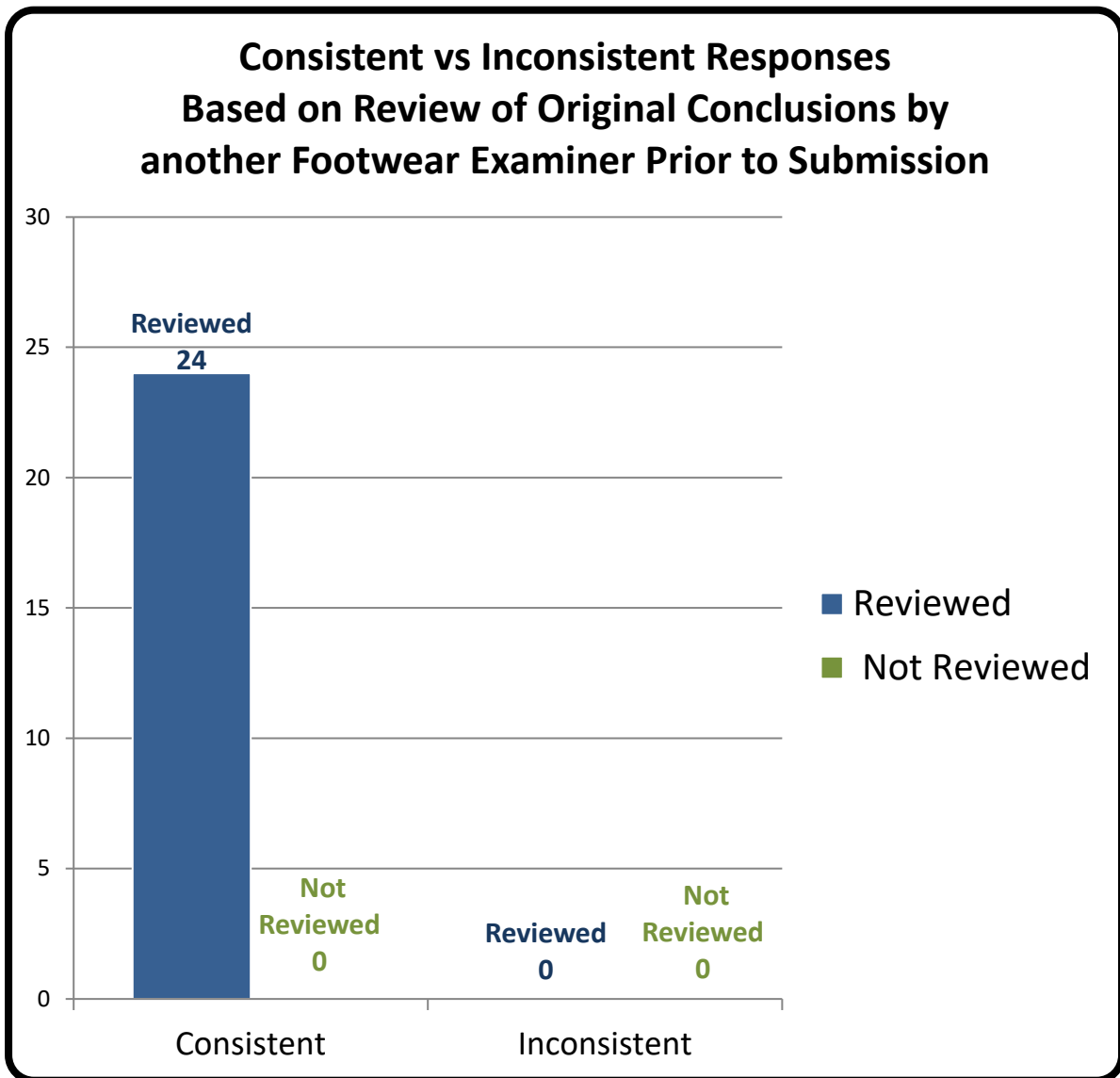
Consistent vs Inconsistent Responses Based on Highest Level of Education Completed



*Numerical values shown are based on **4 participant submissions, each with 6 responses, equaling 24 total responses.**

*For further information, please read *Manufacturer's Additional Observations* on the final page of this report.

Appendix 11



*Numerical values shown are based on **4 participant submissions, each with 6 responses, equaling 24 total responses.**

*For further information, please read *Manufacturer's Additional Observations* on the final page of this report.

Appendix 12

Participant Responses Listed by Test Code

	Questioned Impression #	Q-1	Q-2	Q-3	Q-4	Q-5	Q-6
	Assigned Values	ID K-1	ID K-2	EXC	ID K-2	ID K-2	ID K-1
Test Code	5770C20302	ID K-1	ID K-2	EXC	ID K-2	ID K-2	ID K-1
	9567Q20302	ID K-1	ID K-2	EXC	ID K-2	ID K-2	ID K-1
	8443O20302	ID K-1	ID K-2	EXC	ID K-2	ID K-2	ID K-1
	6752H20302	ID K-1	ID K-2	EXC	ID K-2	ID K-2	ID K-1

Totals

Questioned Impression #	Q-1	Q-2	Q-3	Q-4	Q-5	Q-6
Assigned Values	ID K-1	ID K-2	EXC	ID K-2	ID K-2	ID K-1
Consistent Responses	4	4	4	4	4	4
Inconsistent Responses	0	0	0	0	0	0
Percentage of Consistent Responses	100%	100%	100%	100%	100%	100%

Participant's Additional Comments

Test Code	Comments
	N/A

Manufacturer's Additional Observations

Based upon a review of the submitted responses, the following observations were noted:

1. Regardless of experience, education, training, certification, accreditation or employment status, no inconsistent responses were submitted.

Authorized by: Ron Smith, President
Date of Issue: December 31, 2020